


DAN[®] Training



DAN Europe special logos manual



Who is authorized to use these DAN Europe logos?

DAN Training logo

All active DAN Europe Instructors and Instructor Trainers are allowed to use the DAN Training logo. DAN Providers should request express authorization to use the Training logo to communications@daneurope.org

DAN Research – DSL logo

All active DAN Europe members who participated in the research activities of the DSL (Diving Safety Laboratory) are allowed to use the DSL logo.

What is the purpose of this manual?

The purpose of this manual is to give instructions on the correct use of DAN logos in every operational and functional area. To this end please follow the instructions given in the manual.

The wrong use of a DAN logo

DAN logos should never be rotated or skewed. Please do not separate or substitute any part of the logo, and do not use any colors other than the ones indicated*.

Some examples of wrong use of a DAN logo:

Example of logo without logotype



Example of stretched logo



Example of enlarged logo



Example of logo without symbol



DAN logos on colored background

The logo is reproduced for preference on a white background. Please use the DAN logos on colored background only if there is contrast between the logo and its background. On coloured backgrounds, the cross, the "E" and diagonal line should always be white. The same for the white parts in the DSL logo.




Unauthorized uses

You cannot create merchandise (clothing, safety products, etc.) featuring the DAN logos. The user is hereby only granted a limited license to use the names DAN Europe and DAN to identify, advertise, and promote DAN, DAN Training and or DSL and for no other purpose.

* The **DAN Training logo** is made up of 3 : WARM RED 90%, BLACK 100%, WHITE 0%. For the four-colour print, the red percentage will be C: 0, M:100, Y: 100, K:10; for the black C:0, M:0, Y:0, K:100 and for the white C:0, M:0, Y:0, K:0.

The **DSL logo** is made up of 3 : WARM RED 90%, BLUE 280C, WHITE 0%. For the four-colour print, the red percentage will be C: 0, M:100, Y: 100, K:10; for the blue C:100, M:90, Y:0, K:5 and for the white C:0, M:0, Y:0, K:0.

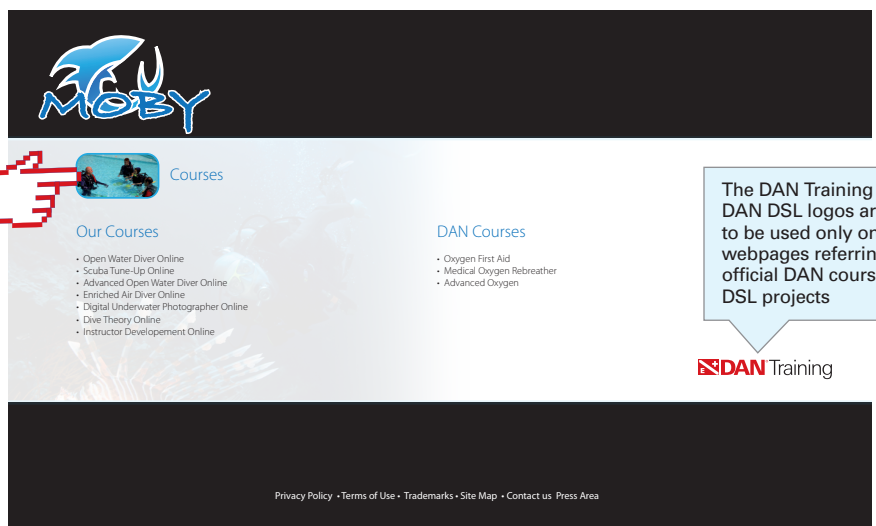
	C : 0 M : 100 Y : 100 K : 10	Pantone: special flat colour: WARM RED 90% e BLACK 10%
	C : 0 M : 0 Y : 0 K : 100	Pantone: BLACK
	C : 0 M : 0 Y : 0 K : 0	Pantone: special flat colour: WARM RED 90% e BLACK 10%
	C : 100 M : 90 Y : 0 K : 5	Pantone: BLACK

Use of DAN special logos on a website

The authorised user is hereby granted a limited license to use DAN logos and names Divers Alert Network and DAN to identify, advertise, and promote DAN Training or DAN DSL and for no other purpose



If you want to promote DAN you can choose one of our banners on <http://www.daneurope.org/web/guest/banners1>



Our Courses

- Open Water Diver Online
- Scuba Tune-Up Online
- Advanced Open Water Diver Online
- Enriched Air Diver Online
- Digital Underwater Photographer Online
- Dive Theory Online
- Instructor Development Online


DAN Courses

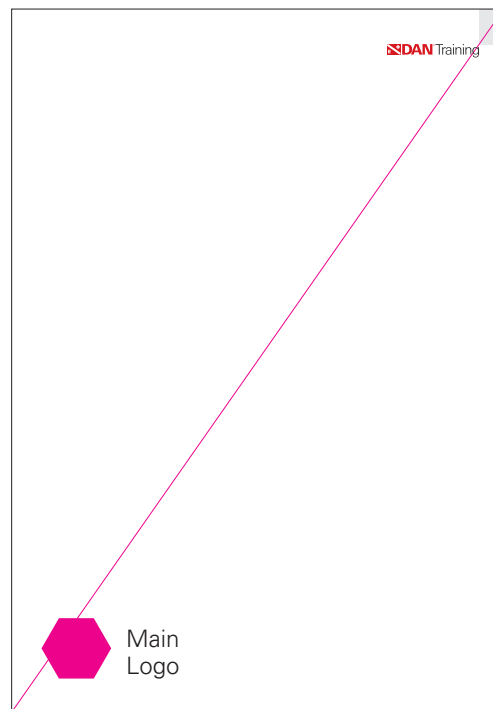


- Oxygen First Aid
- Medical Oxygen Rebreather
- Advanced Oxygen

The DAN Training or DAN DSL logos are to be used only on webpages referring to official DAN courses or DSL projects

DAN Training

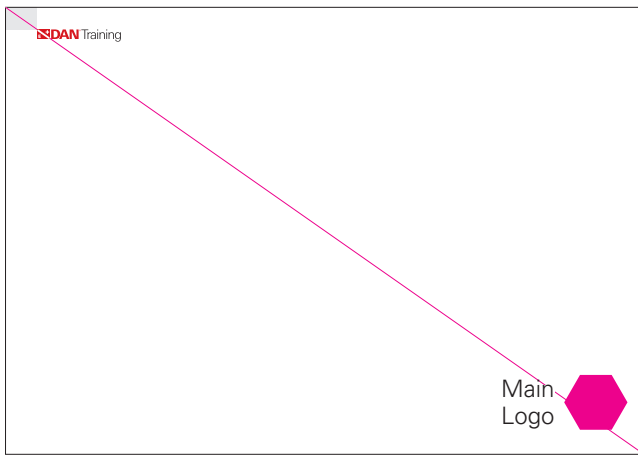
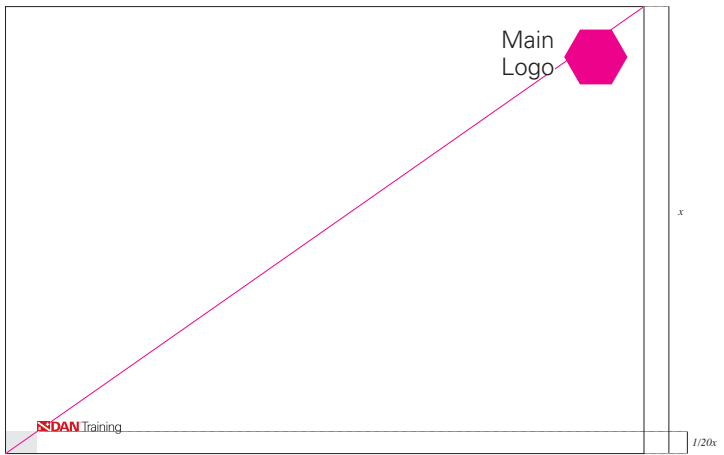

Placement of special logos for **companies other than DAN**






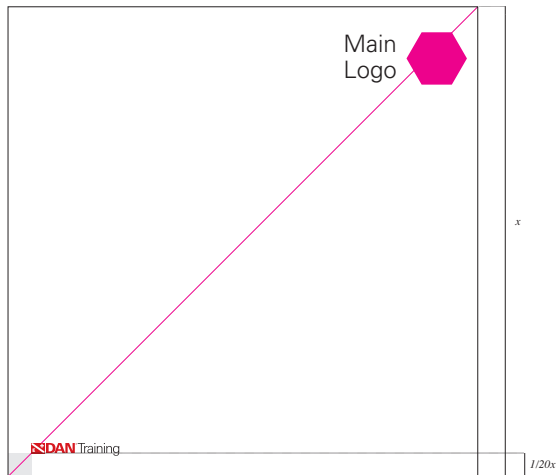

In vertical formats, the special logos are always placed in the area opposite the main logo, following this system of proportions.

Placement of special logos / Vertical formats



In horizontal formats, the special logos are always placed in the area opposite the main logo, following this system of proportions.

Placement of special logos / Horizontal formats



In square formats, the special logos are always placed in the area opposite the main logo, following this system of proportions.

Placement of special logos / Square formats